



Linton Road, Loose, Maidstone, Kent, ME15 0AG
Price £450,000



NO FORWARD CHAINDETACHED CHALET BUNGALOW WITH GARAGE IN A CONVIENT LOCATION WITHIN WALKING DISTANCE OF LOCAL AMENITIES AND BUS STOP.

Situated within walking distance of the highly sought-after Loose Primary School and the picturesque Loose Valley, this superb property offers an idyllic setting. The area boasts scenic woodland walks, babbling brooks, ponds, and Crisbrook Meadow. Local amenities include the popular Chequers Inn pub, a Post Office, and a Sainsbury's Local. For commuters, Staplehurst and Marden stations are just a 10-minute drive away, providing frequent services to London Bridge, Waterloo, and Charing Cross.

This impressive home offers spacious and versatile accommodation across two floors. The ground floor features an entrance hall, a generous main bedroom, a lounge, family room, and dining room—each of which could serve as additional double bedrooms if needed. There is also a fitted kitchen, a ground-floor shower room, and a sunroom.

Upstairs, the property offers a landing area, a double bedroom, and a family bathroom.

Externally, the home benefits from a charming veranda seating area, a driveway providing off-road parking, and a garage with double doors offering access to the rear garden. The sizeable rear garden is primarily laid to lawn with a patio seating area, ideal for outdoor enjoyment.

Viewing is highly recommended. Contact Page and Wells, Loose Office, to arrange a visit.



GROUND FLOOR

Entrance Hall

Lounge/Bedroom 2 21'5" x 16'1" (6.54m x 4.91m)

Dining Room 12'10" x 12'1" (3.93m x 3.70m)

Kitchen 13'0" x 8'0" (3.97m x 2.46m)

Family Room 12'2" x 11'11" (3.72m x 3.64m)

Bedroom 3 11'11" x 9'0" (3.64m x 2.76m)

Conservatory 7'8" x 7'2" (2.34m x 2.20m)

Wet Room

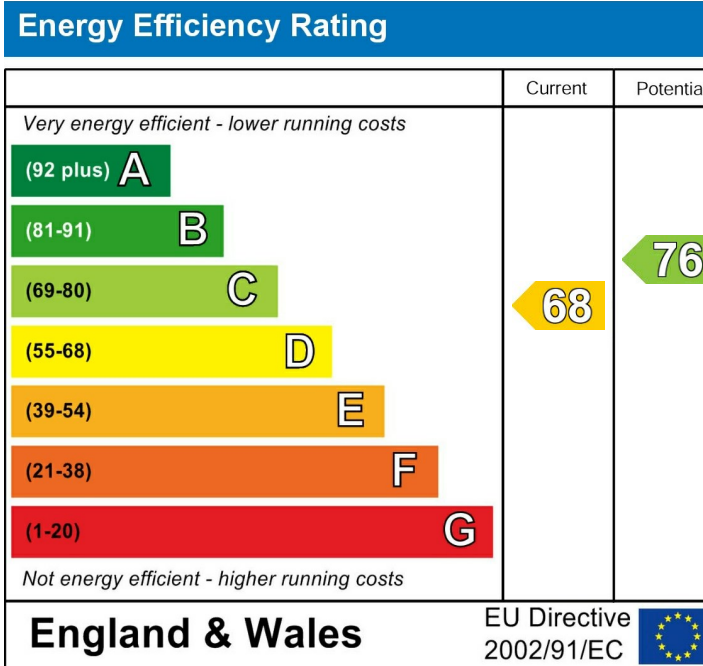
FIRST FLOOR

Bedroom 1 13'7" x 13'4" (4.15m x 4.07m)

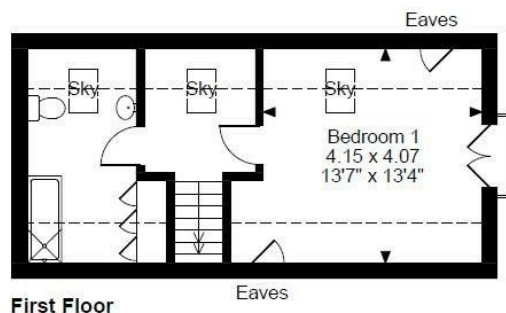
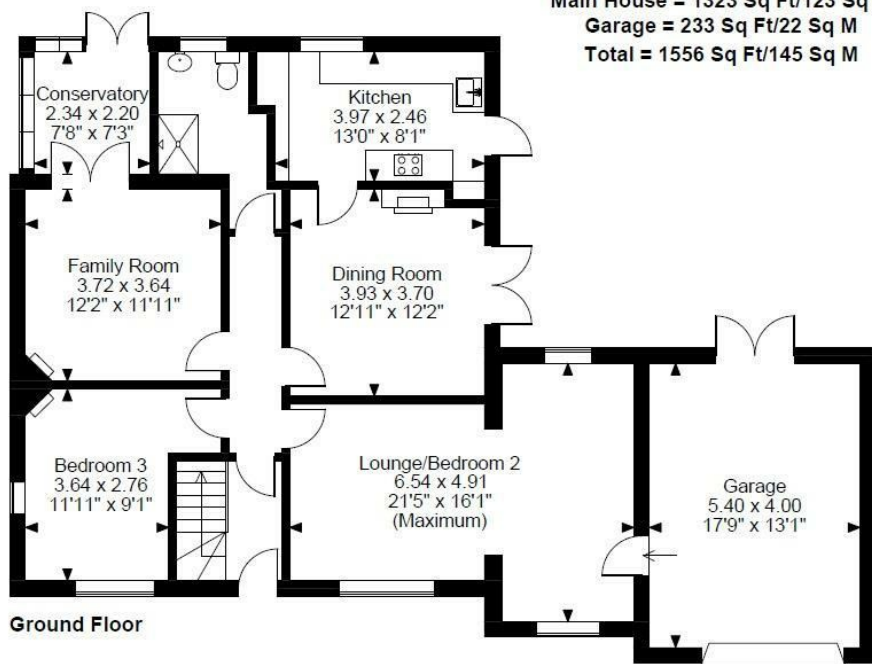
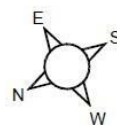
Bathroom

EXTERNALLY

Garage 17'8" x 13'1" (5.40m x 4.00m)



Linton Road, Loose, Maidstone, Kent
 Approximate Gross Internal Area
 Main House = 1323 Sq Ft/123 Sq M
 Garage = 233 Sq Ft/22 Sq M
 Total = 1556 Sq Ft/145 Sq M



FOR ILLUSTRATIVE PURPOSES ONLY - NOT TO SCALE

The position & size of doors, windows, appliances and other features are approximate only.

□□□ Denotes restricted head height

© ehoush. Unauthorised reproduction prohibited. Drawing ref. dig/8634895/LCO

